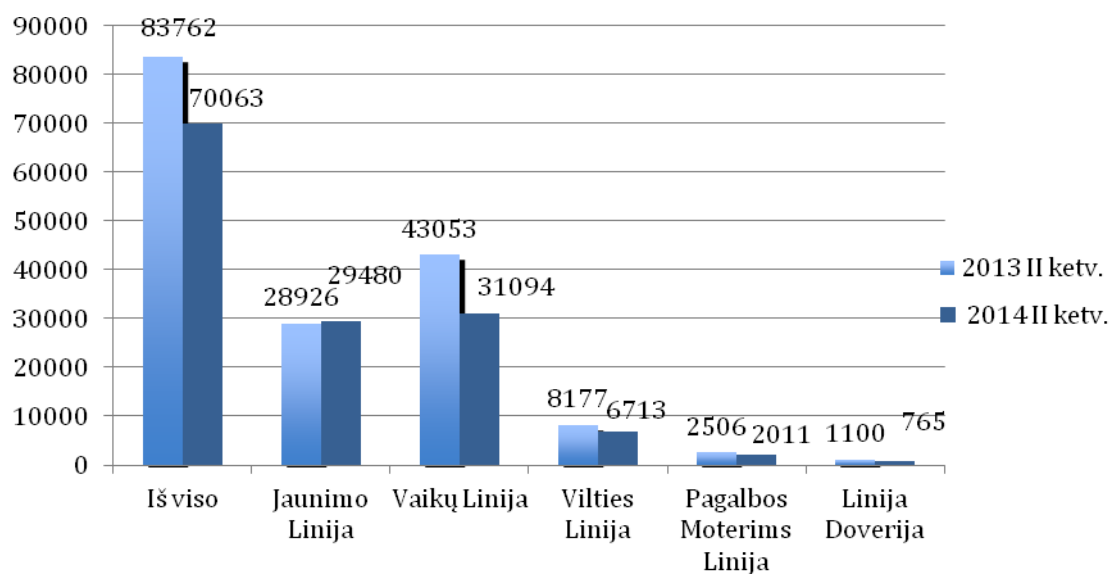




Lietuvos emocinės paramos  
tarnybų asociacija

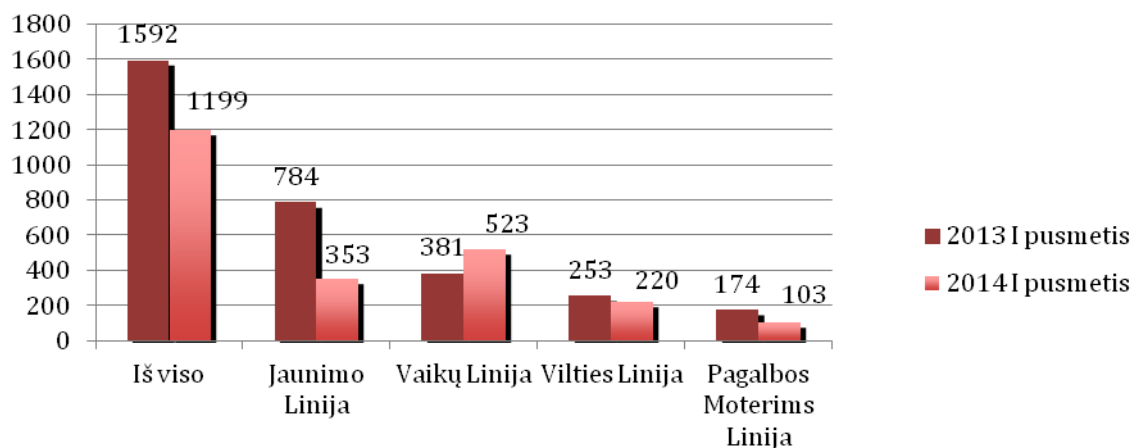
**2014 m. II ketvirčio statistika**

### Atsakyti skambučiai (Pagal Linijas)



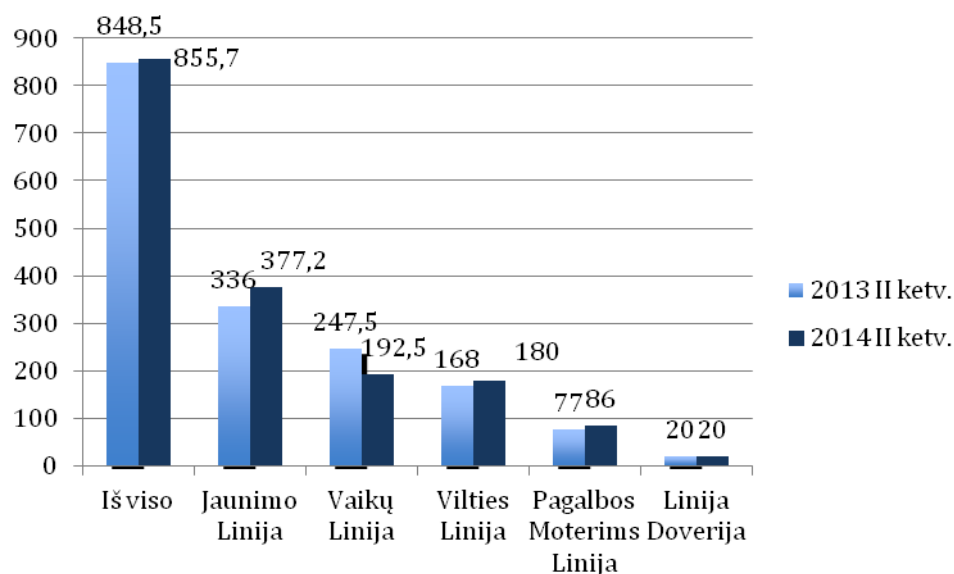
Pokytis	-16,35%	1,92%	-27,78%	-17,90%	-19,75%	-30,45%
---------	---------	-------	---------	---------	---------	---------

### Atrašyti Laiškai (Pagal Linijas)



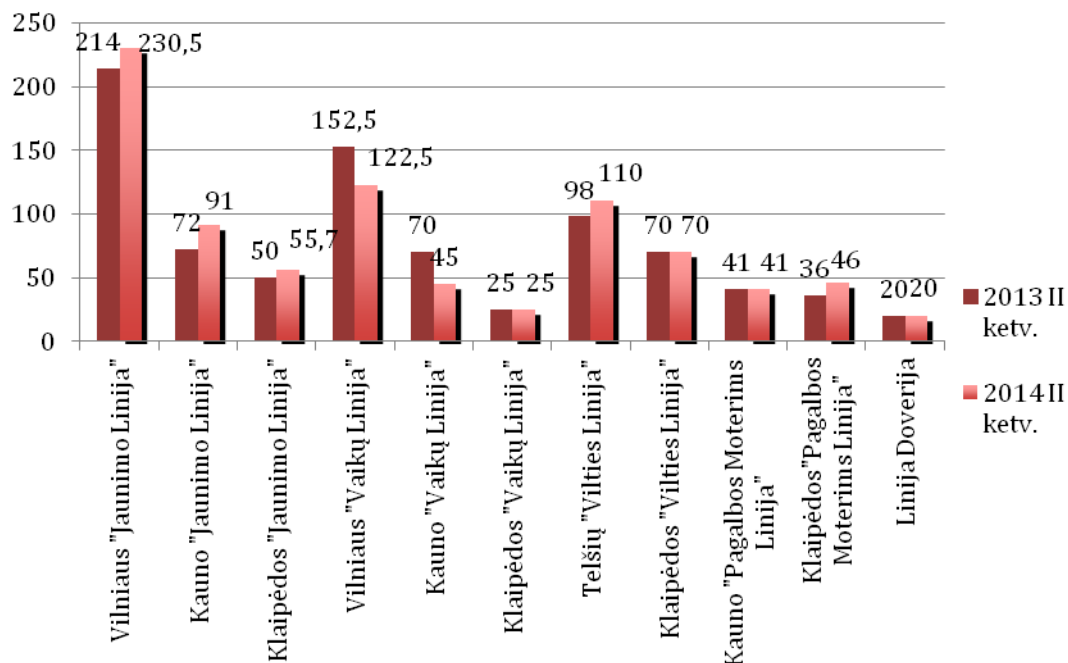
Pokytis	-24,69%	-54,97%	37,27%	-13,04%	-40,80%
---------	---------	---------	--------	---------	---------

### Darbo Valandų Skaičius per Savaite (Pagal Linijas)



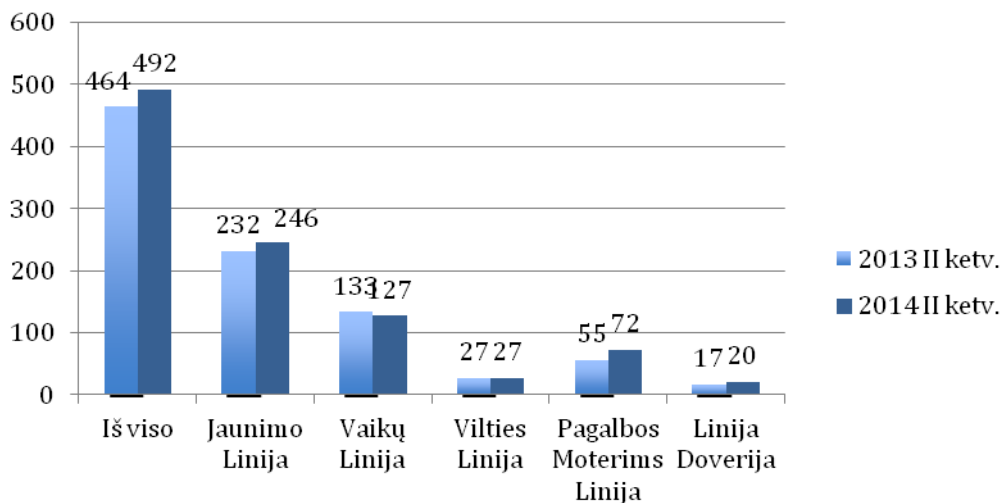
Pokytis	0,85%	12,26%	-	22,22%	7,14%	11,69%	0%
---------	-------	--------	---	--------	-------	--------	----

### Darbo Valandų Skaičius per Savaite (Pagal Linijas)



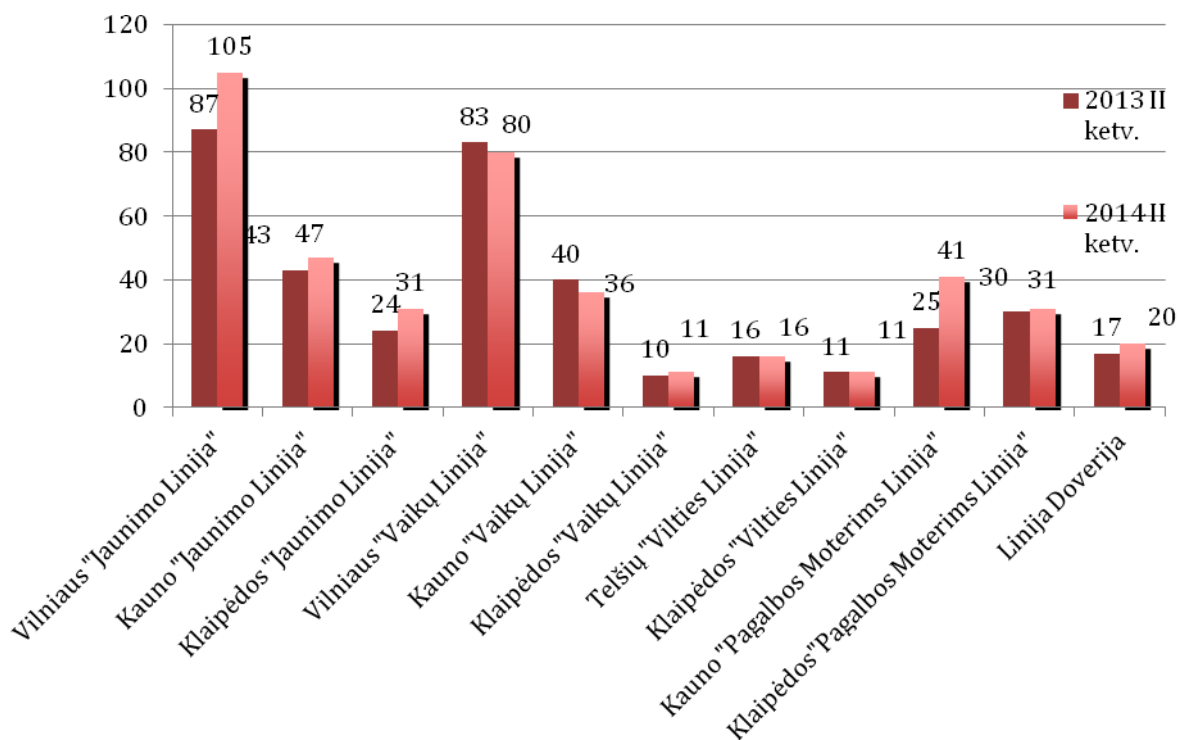
Pokytis	7,71%	26,39%	11,40%	22,50%	35,71%	0,00%	12,24%	0,00%	0,00%	27,78%	0,00%
---------	-------	--------	--------	--------	--------	-------	--------	-------	-------	--------	-------

### Savanorių skaičius (Pagal Linijas)



Pokytis	6,03%	6,03%	-4,51%	0,00%	30,91%	17,65%
---------	-------	-------	--------	-------	--------	--------

### Savanorių skaičius (Pagal Tarnybas)



Pokytis	20,69%	9,30%	29,17%	-3,61%	-10,00%	10,00%	0,00%	0,00%	64,00%	3,33%	17,65%
---------	--------	-------	--------	--------	---------	--------	-------	-------	--------	-------	--------

